

A Guide to LexisNexis: General

~ Available from the Knox College Library Web Page → <http://library.knox.edu> ~

What is LexisNexis?

LexisNexis is a huge, predominantly full-text database of **news**, **legal**, and **business resources** covering nearly 6,000 publications. Within these three major categories, there are many more subcategories to search.

News

U.S. News
World News
News Wires
Foreign Language News
Business News
Legal News
Medical News

Legal Research


Legal News
Law Reviews
Federal & State Cases
Shepard's® Citations
Federal & State Codes
Tax Law
Canadian Court Cases
Canadian Legislation
Patents
European Union, Commonwealth
& Foreign Nations

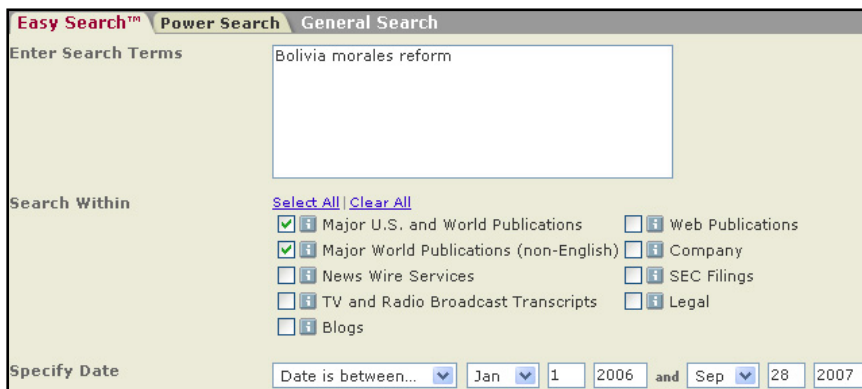
Business

Business News
Company Profiles
SEC Filings
Accounting Publications
Business Statistics
Company Reports

Searching LexisNexis

Easy Search


1. Type your search term(s) or a question in the Easy Search box.
2. Select the category to search within
3. Specify the dates you want to search
4. Click 



For more search options, go to **Power Search**.

Two methods of searching:

- Terms and Connectors (see opposite side for connector examples)
- Natural Language (no symbols or connectors)

1. Choose a search method.
2. Type search term(s) in the box.
3. Select Sources from the drop-down menu.
4. Change the date range.
5. Click 



~ Continued on other side ~

LexisNexis Symbols and Connectors

Truncation	!	Use the Exclamation Mark (!) to find terms with variant endings. <ul style="list-style-type: none"> ▪ politic! = politic OR politics OR political OR politician, etc.
Wildcard	*	Use the Asterisk (*) to replace a character in a search term. <ul style="list-style-type: none"> ▪ wom*n = women OR woman OR womyn
Connectors	AND	Use AND between different concepts to narrow your search <ul style="list-style-type: none"> ▪ athletes AND drugs
	OR	Use OR between synonyms or like-terms to broaden your search <ul style="list-style-type: none"> ▪ lawyer OR counsel OR attorney
	AND NOT	Use AND NOT between keywords to exclude unrelated terms <ul style="list-style-type: none"> ▪ Penguins AND NOT hockey
	W/N	Use W/n between terms to find documents with search terms that appear within 'N' terms of each other. <ul style="list-style-type: none"> ▪ agrarian reform W/5 morales

Understanding Results

The screenshot shows the LexisNexis search results interface. Annotations include:

- Change the results display.** (Points to the View dropdown menu)
- Add words to narrow your search (search within results).** (Points to the 'Find a Source' input field)
- Browse results by source category.** (Points to the 'Sources by Category' sidebar)
- Sort results by Relevance or Publication Date.** (Points to the Sort dropdown menu)
- Select records and then click the icon to print, email, or save them.** (Points to the action icons for a search result)
- Click on the hyperlinked title to view full-text.** (Points to a search result title)

To Search Within a Specific Source

1. Click on the *Sources* tab along the top
2. Under "Find a Source" in the top right corner, type the source title and click Go.
3. If found, check the box next to the source title and click OK – Continue
4. You can now search within this source via *LexisNexis* Power Search. See above for Power Search help.



Need More LexisNexis Help???

- Click on the Help link within *LexisNexis* to find screen-specific database help.
- Speak with a Reference Librarian at the Reference Desk - ext. 7228.